

☑ Bulk Specifications

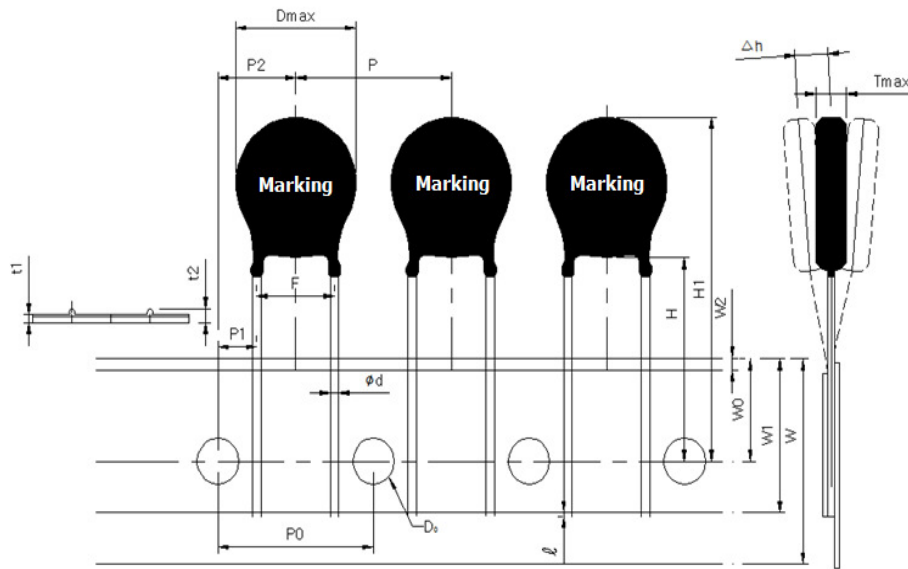
Wire length	Part No.	Vinyl bag	Inner box	Outer box
4 ~ 10 mm	D 04 ~ 05 series	1,000	10,000	20,000
	D 06 ~ 08 series	1,000	10,000	20,000
	D 10 ~ 12 series	500	2,500	5,000
	D 14 series	200	2,000	4,000
	D 20 series	100	1,000	2,000
11 ~ 25 mm	D 04~ 05 series	500	5,000	10,000
	D 06~ 08 series	500	5,000	10,000
	D 10 series	200	2,000	4,000
	D 14 series	100	2,000	4,000
	D 20 series	100	1,000	2,000

Unit [mm]

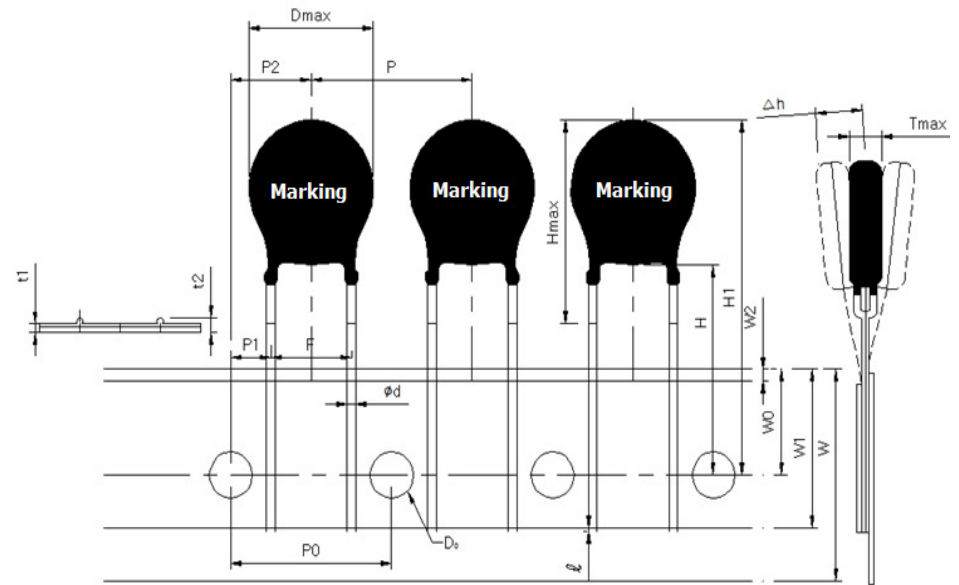
Vinyl bag (Label)	Inner box	Outer box
<p>190 mm</p> <p>265 mm</p> <p>58</p> <p>63</p> <p>PTC THERMISTOR</p> <p>R25°C[Ω] 750 ~ 1250 Ω</p> <p>PART NO HPGRI2102JD0500S25A</p> <p>LOT NO P*****</p> <p>QTY 500 PCS</p> <p>HIEL Corporation</p> <p>TEL : 063-243-1982/3</p> <p>FAX : 063-243-1984</p>	<p>200</p> <p>240</p> <p>150</p>	<p>415</p> <p>265</p> <p>175</p>

☑ Tape & Reel Specifications

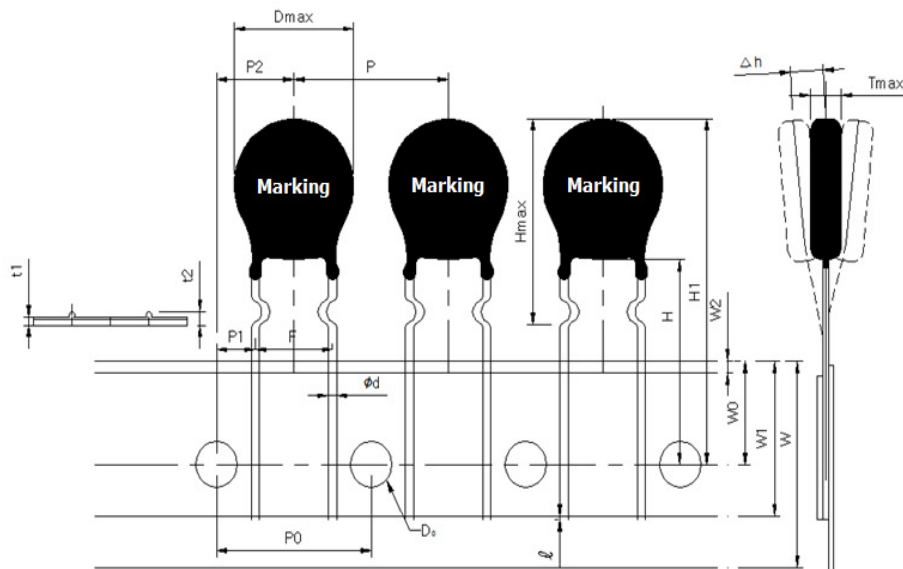
Straight-kink leads



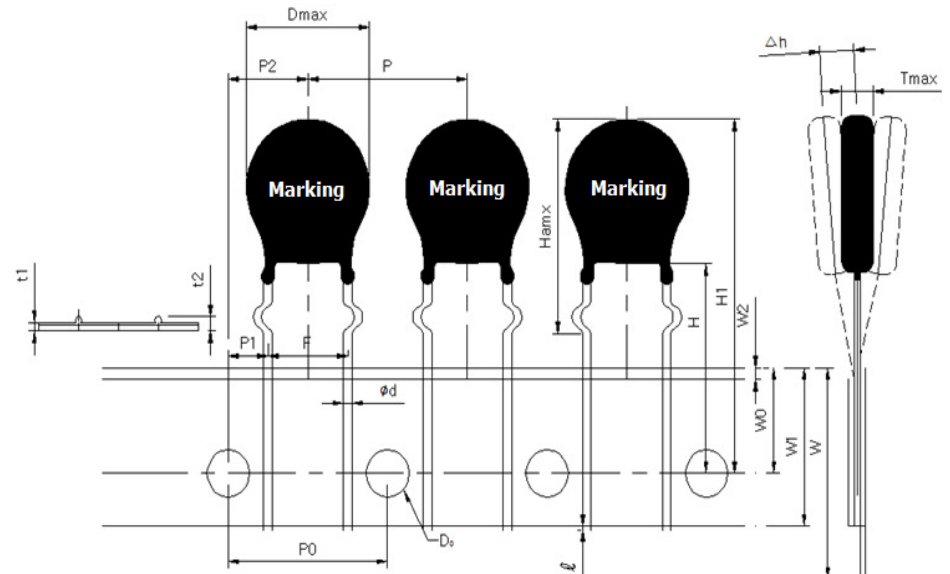
Y-kink leads



In-kink leads



Out-kink leads



☑ Tape & Reel Specifications

Symbol	Description	D 05 series	D 07 series	D 10 series		D 14 series	
P	Pitch of Component	12.7 ± 1.0	12.7 ± 1.0	12.7 ± 1.0	15.0 ± 1.0	25.4 ± 1.0	
P0	Feed Hole Pitch	12.7 ± 0.3	12.7 ± 0.3	12.7 ± 0.3	15.0 ± 0.3	12.7 ± 0.3	
P1	Feed Hole Center to Pitch	3.85 ± 0.7	3.85 ± 0.7	3.85 ± 0.7	3.75 ± 0.7	8.55 ± 0.7	
P2	Hole Center to Component Center	6.35 ± 1.0	6.35 ± 1.0	6.35 ± 1.0	7.50 ± 1.0	12.7 ± 1.0	
Δh	Component Alignment	Max. 2.0	Max. 2.0	Max. 2.0	Max. 2.0	Max. 2.0	
W	Tape Width	18.25 ± 0.75	18.25 ± 0.75	18.25 ± 0.75	18.25 ± 0.75	18.25 ± 0.75	
W0	Hole Position	9.125 ± 0.5	9.125 ± 0.5	9.125 ± 0.5	9.125 ± 0.5	9.125 ± 0.5	
W1	Hold Down Tape Width	Min. 11.0	Min. 11.0	Min. 11.0	Min. 11.0	Min. 11.0	
W2	Hold Down Tape Position	Max. 3.0	Max. 3.0	Max. 3.0	Max. 3.0	Max. 3.0	
H	Height From Tape Center To Component Base	18.0 ± 1.0	18.0 ± 1.0	18.0 ± 1.0	18.0 ± 1.0	18.0 ± 1.0	
H1	Component Height	Straight-kink	Max. 29.0	Max. 32.0	Max. 36.0	Max. 36.0	Max. 40.0
		Out-kink	Max. 29.0	Max. 32.0	Max. 36.0	Max. 36.0	Max. 40.0
		In-kink	Max. 29.0	Max. 32.0	Max. 36.0	Max. 36.0	Max. 40.0
		Y-kink	Max. 29.0	Max. 32.0	Max. 36.0	Max. 36.0	Max. 40.0
D0	Feed Hole Diameter	4.0 ± 0.2	4.0 ± 0.2	4.0 ± 0.2	4.0 ± 0.2	4.0 ± 0.2	
t	Total Tape Thickness	0.7 ± 0.2	0.7 ± 0.2	0.7 ± 0.2	0.7 ± 0.2	0.7 ± 0.2	

☑ Tape & Reel Specifications

Part No.	Inner Box	Outer Box
D 04 ~ 05 series	1,000	5,000
D 07 ~ 08 series	1,000	5,000
D 10 ~ 12series	800	4,000
D 14 series	500	2,500

Unit [mm]

